

August 2024 – SeaDataNet catalogues follow-up

All documents used to write this report are available on the extranet of the project under [SeaDataCloud > Follow up](#).

In August 2024, global increases on catalogues :

- **EDMO (Marine organisations)** : **+3** - Total : **4 978**
- **EDMED (Data sets)** : **-1** - Total : **4 358**
- **EDMERP (Projects)** : **+11** - Total : **3 529**
- **EDIOS-PRG**
 - Programmes : - Total : **373**
 - Series : - Total : **17 040**
- **CSR (Cruises)** : **+78** - Total : **68 383**
- **CDI (Data)** : **+11 732** - Total : **2 998 064**

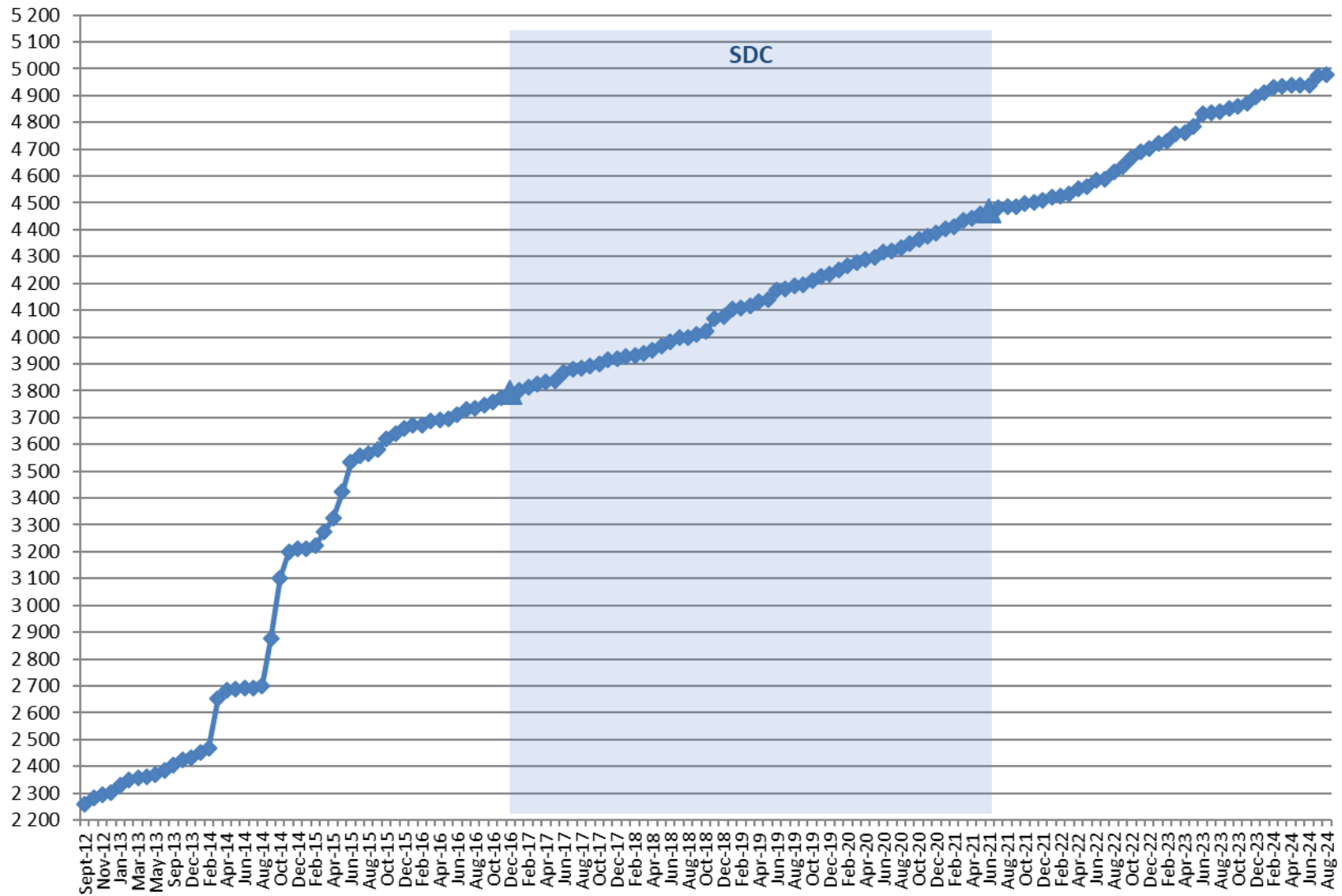
Since the beginning of SeaDataCloud :

Catalogue	Aug-24	Jul-24	Jun-24	May-24	Apr-24	Feb-24	Jan-24	Dec-23	Nov-23	Oct-23	Sep-23	Oct-16	Increase*
EDMO	4 978	4 975	4 937	4 937	4 937	4 932	4 909	4 896	4 873	4 858	4 852	3 758	1 220
EDMED	4 358	4 359	4 357	4 356	4 353	4 349	4 347	4 347	4 345	4 339	4 337	4 077	281
EDMERP	3 529	3 518	3 504	3 504	3 501	3 491	3 474	3 472	3 470	3 466	3 462	2 975	554
EDIOS-PRG	373	373	373	373	373	373	373	373	373	373	372	362	11
EDIOS-Series	17 040	17 040	17 040	17 040	17 040	17 040	17 040	17 040	17 040	17 040	17 038	16 613	427
CSR	68 383	68 305	68 241	68 230	68 123	68 107	67 844	67 774	67 720	67 647	67 477	53 484	14 899
CDI	2 998 064	2 986 332	2 972 711	2 974 678	2 961 661	2 943 483	2 872 823	2 914 830	2 909 377	2 900 312	2 896 333	1 873 823	1 124 241

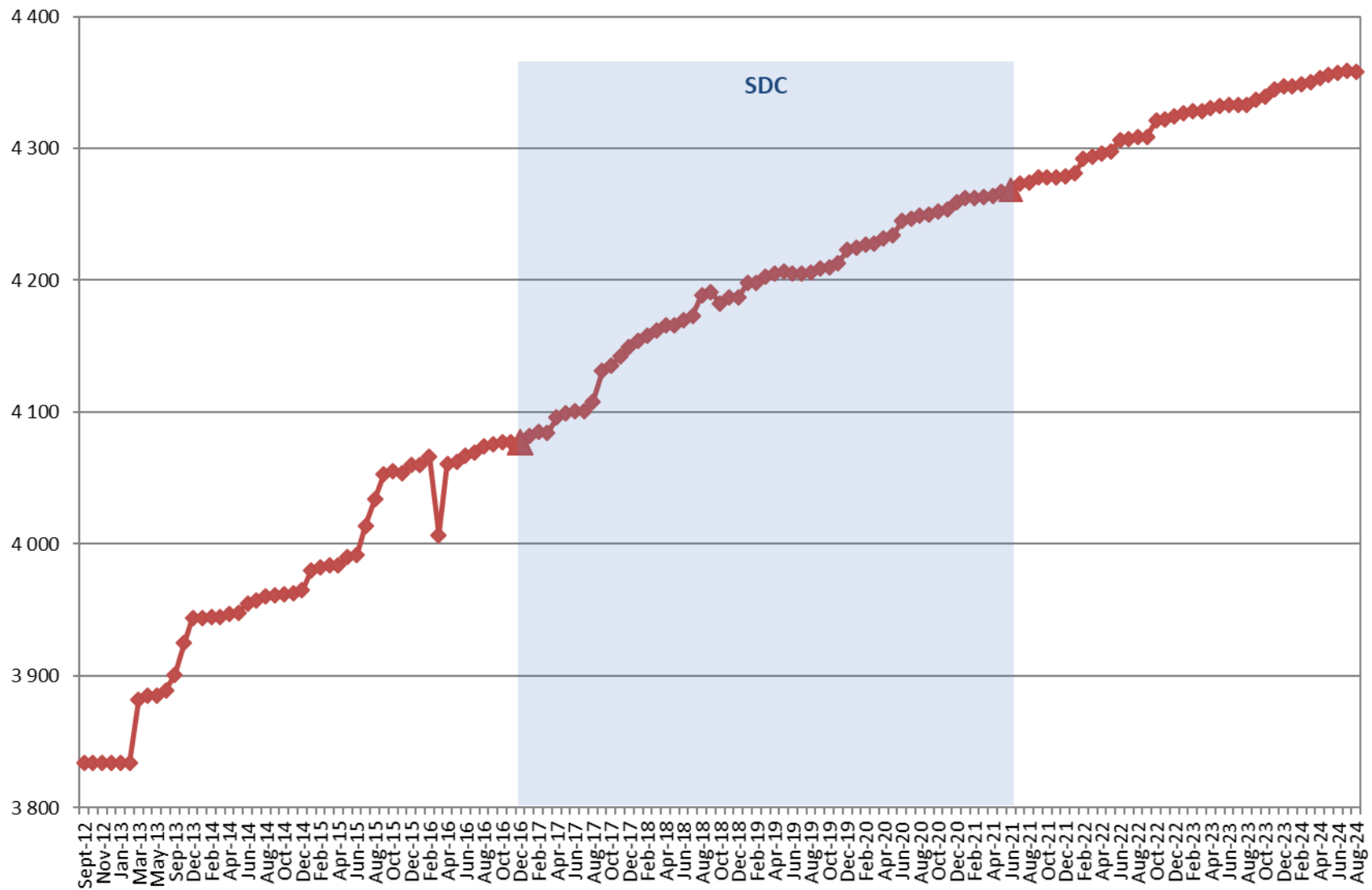
(*) Increase since beginning of SeaDataCloud (01/11/2016)

Nb of EDMO, EDMED, EDMERP, EDIOS, CSR and CDI per month

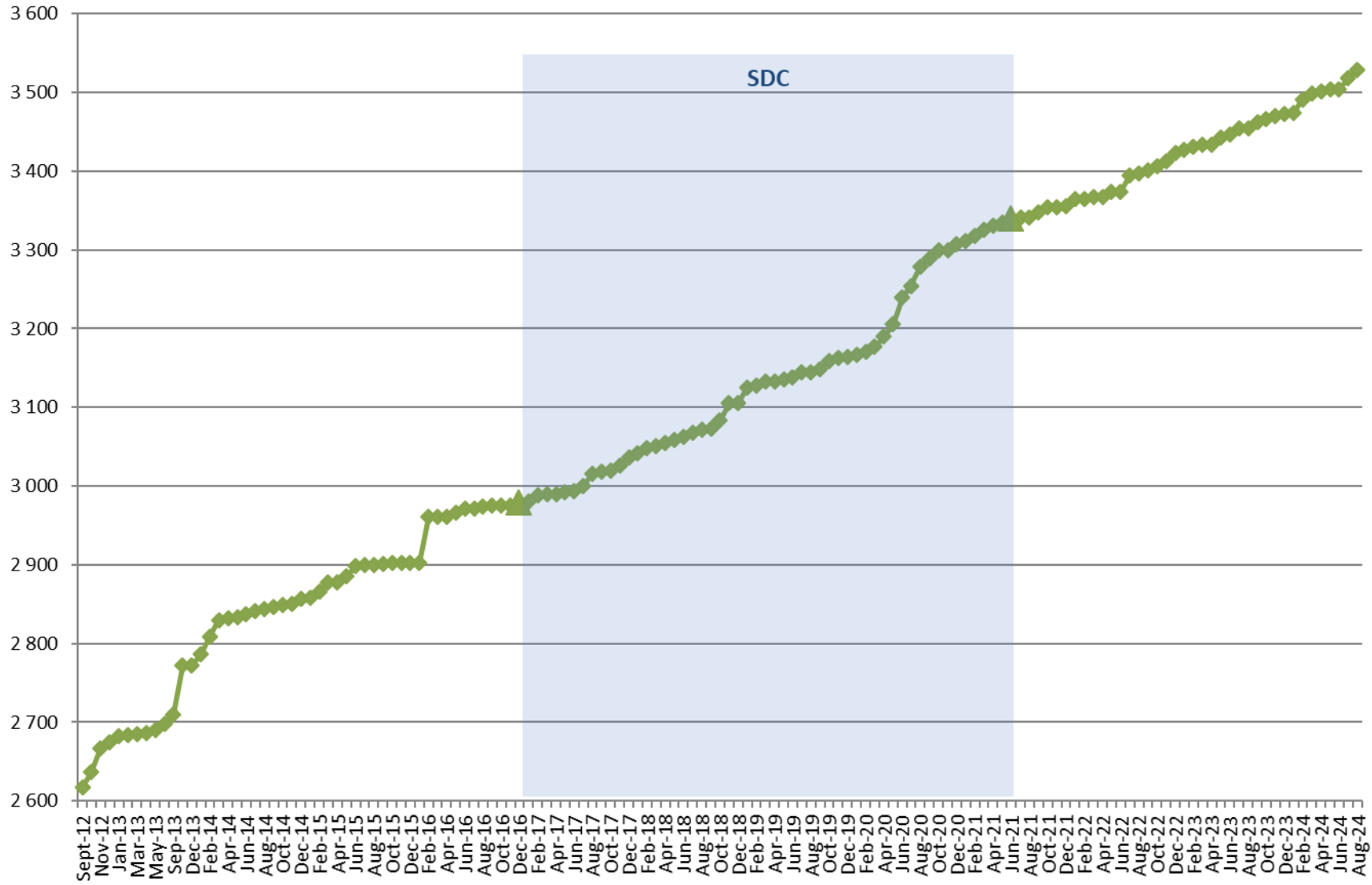
EDMO



EDMED

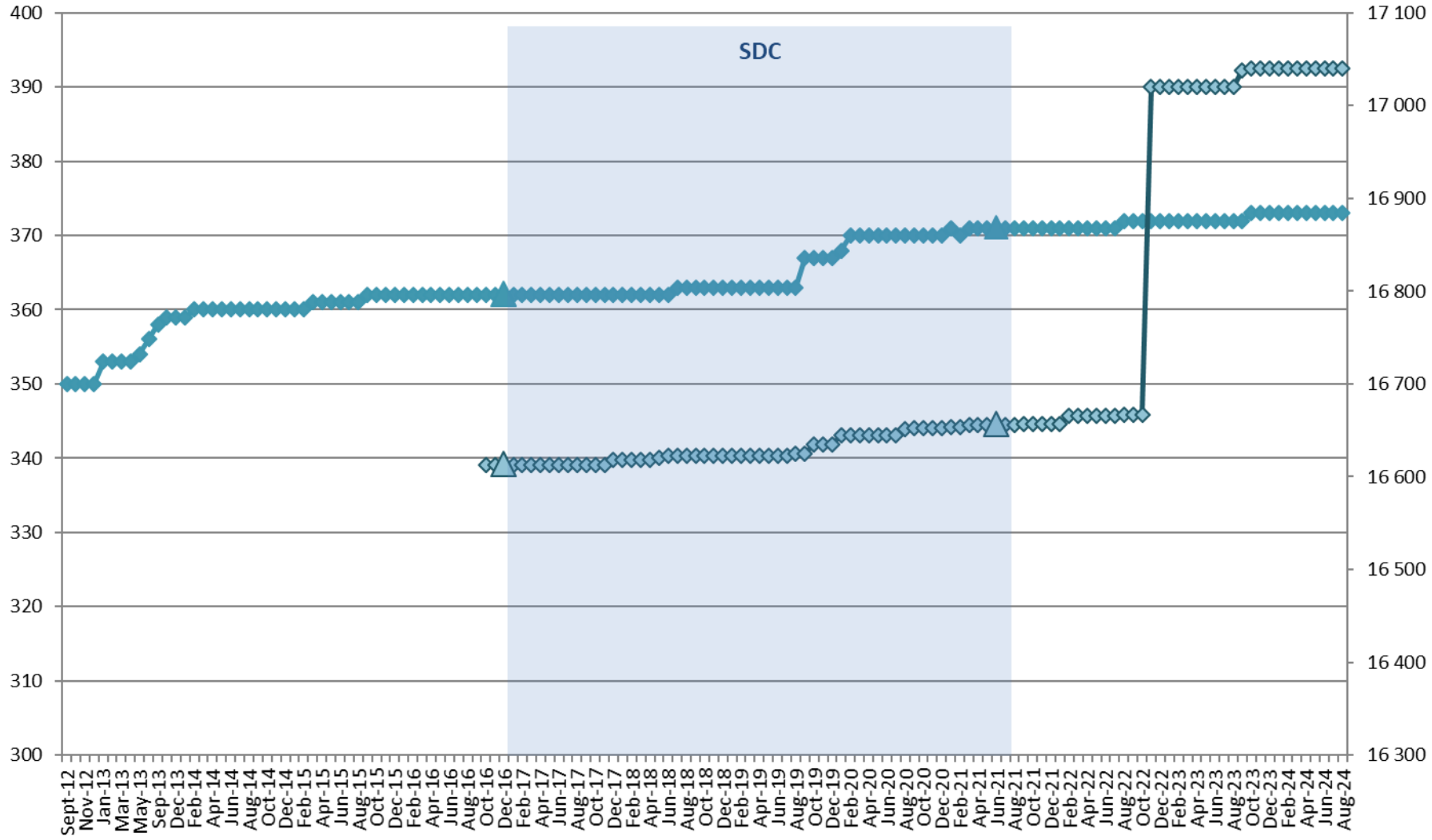


EDMERP

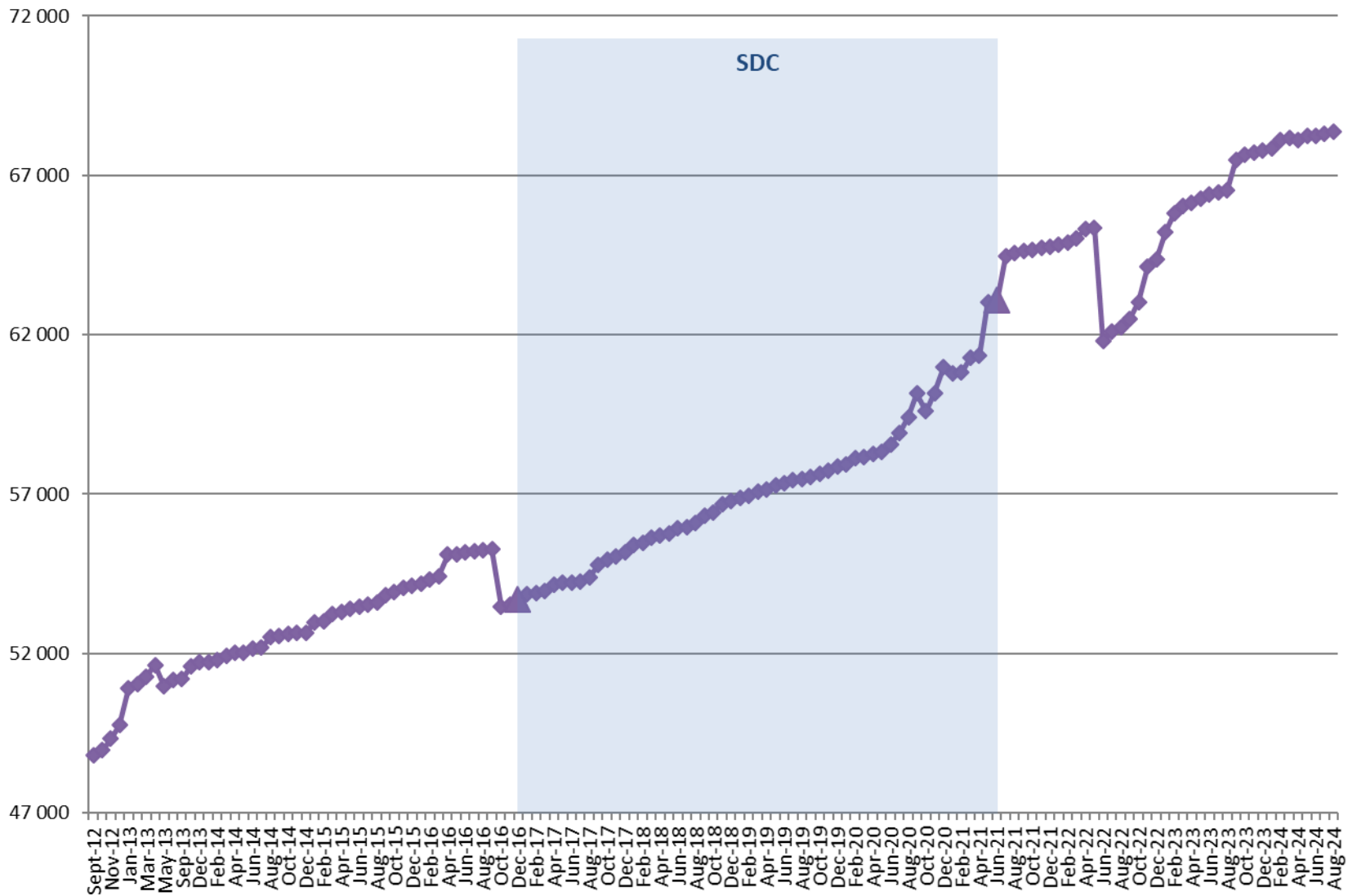


EDIOS

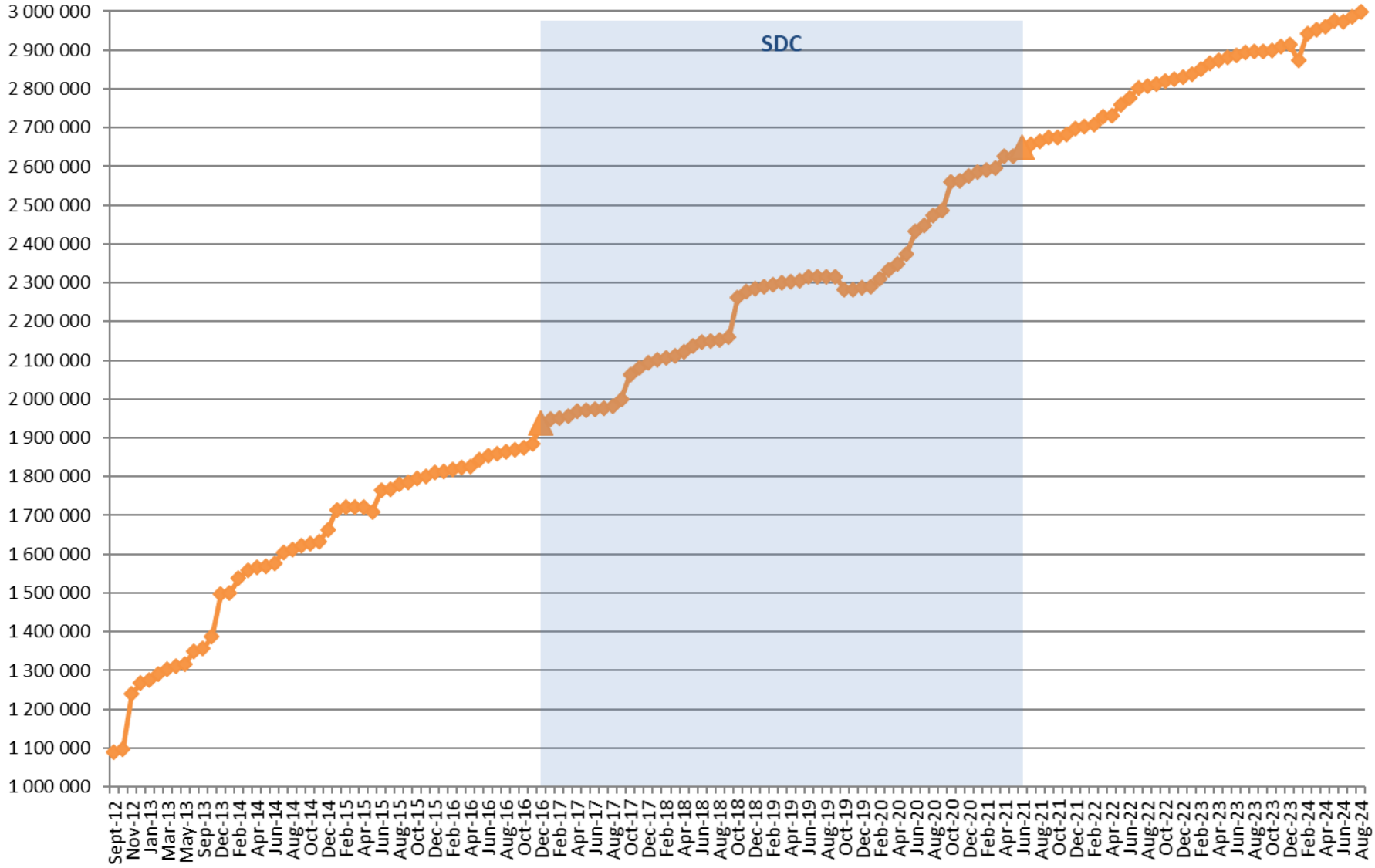
Programmes Series



CSR



CDI



Statistics on CDI catalogue

AISBL members	CDI partner	Country	Last increase as distributor	Last increase as custodian
	AU	Denmark	0	+12
	BSH	Germany	0	+938
*	FMI	Finland	0	+21
*	HCMR	Greece	0	+36
	IEO	Spain	+547	+623
*	IFREMER	France	+3 971	+1 283
*	IMR	Norway	+289	+613
	IMGW	Poland	0	+57
*	IOLR	Israel	+1 386	+1 386
*	MI	Ireland	0	+43
*	NOC-BODC	United Kingdom	0	+382
*	OGS	Italy	+4 752	+4 808
	SHOM	France	0	+610
*	SMHI	Sweden	+781	+781
	TOTAL	14	+11 726	+11 593
	For AISBL members	5	+11 179	+9 353

Details of last month upgrades per SeaDataNet AISBL members are the following:

- 5 SeaDataNet AISBL members (as distributor) have worked on data in the CDI catalogue, for a total increase of +11 179 records.
- 2 others partners, not in the SeaDataNet AISBL, have worked for a increase of +553 records.

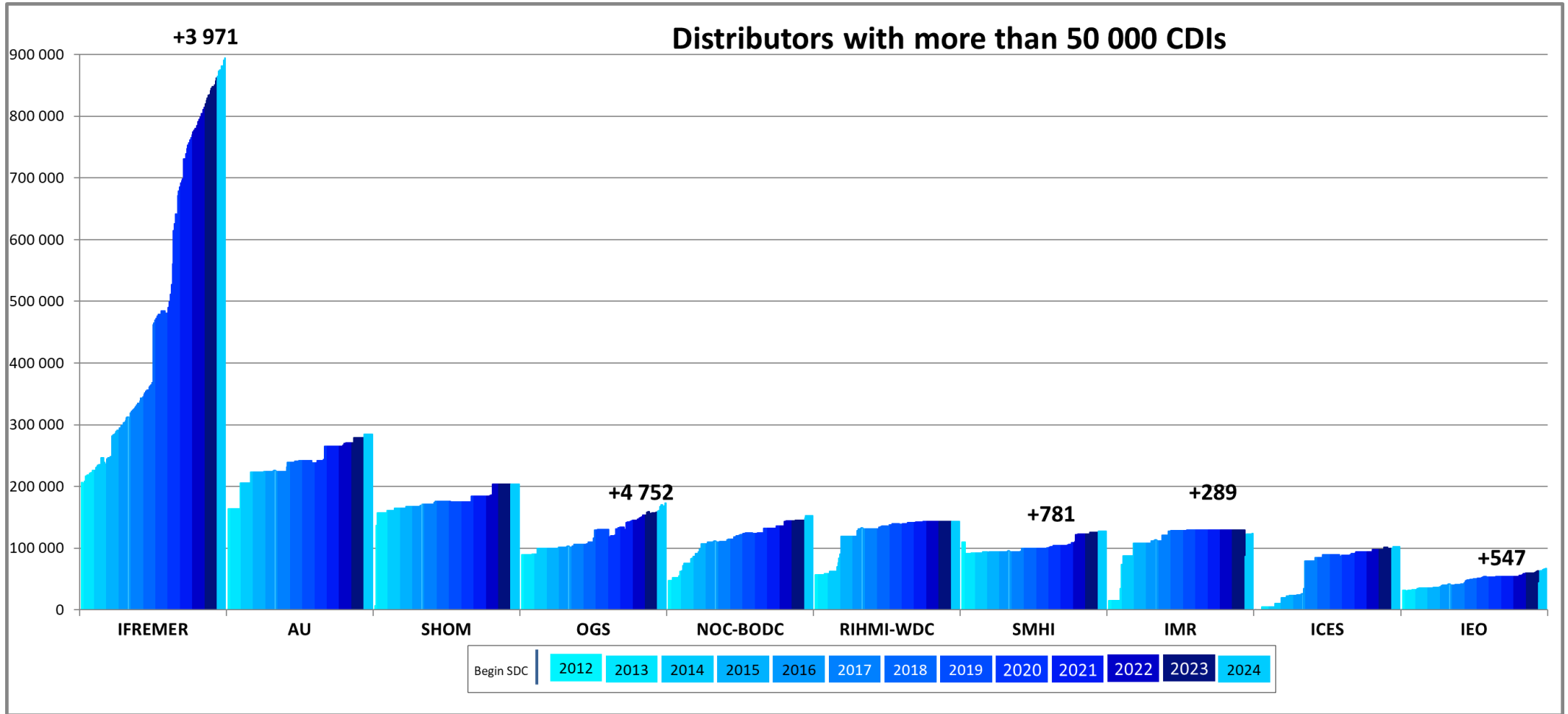
Since the beginning of the follow-up reports (October 2012), the increase in CDI since start SDC (November 2016), between end SDN2 (September 2015) and start SDC, increase since SDN2, per partner, is the following:

*** Members of SeaDataNet AISBL**

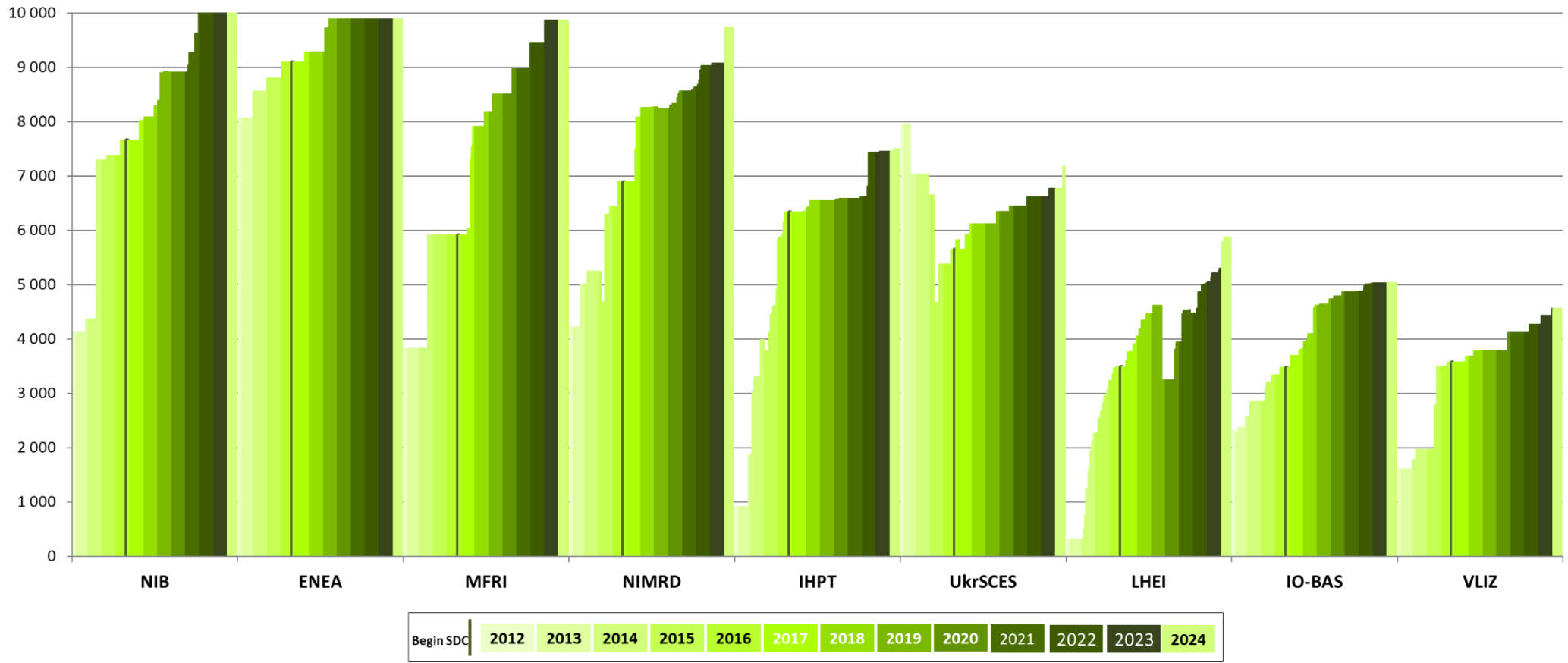
* CDI partner	Name of partner	Country	Nb as distributor 07/08/2024	Nb as Custodian 07/08/2024	Increase as distributor since start SDC	Increase as custodian since start SDC	Increase as distributor between SDN2 and SDC	Increase as distributor since start SDN2
GEOMAR	Helmholtz Centre for Ocean Research Kiel	Germany	0	15 788	0	15 788	0	-
CNRS/OSU-SBR	Roscoff Marine Station, Sorbonne Universités, UPMC Univ Paris 06 and CNRS	France	2	735	2	735	0	2
CNRS/MIO	CNRS/Mediterranean Institute of Oceanography-LUMINY (MIO)-UMR 7294/235/110	France	70	70	70	70	0	70
CNR	CNR - Institute of Atmospheric Sciences and Climate (ISAC) (Rome)	Italy	874	874	621	621	0	874
* INSTM	Institut National des Sciences et Technologies de la Mer	Tunisia	973	973	4	4	0	973
* UTM-CSIC	UTM-CSIC/Marine Technology Unit	Spain	1 164	1 178	1 158	1 172	0	1 164
* TSU-DNA	Iv.Javakhishvili Tbilisi State University	Georgia	1 385	1 388	433	436	34	490
* IMB-MNE	Institute of Marine Biology - University of Montenegro	Montenegro	1 593	2 307	887	1 601	647	1 571
* UM	University Of Malta	Malta	1 941	2 098	916	1 073	393	1 313
* IOPAN	IOPAN	Poland	2 856	11 341	2 838	11 323	0	2 856
* IOF	Institute of Oceanography and Fisheries	Croatia	3 343	3 412	1 110	1 179	490	1 767
* ORION	ORION Joint Research and Development Center	Cyprus	3 700	3 809	3 700	3 809	0	3 700
CNRS/OASU	Aquitaine Observatory of Sciences of the Universe - University of Bordeaux (OASU)	France	3 933	3 933	3 933	3 933	53	3 933
* VLIZ	Flanders Marine Institute	Belgium	4 565	4 621	993	1 049	74	2 946
* IO-BAS	Bulgarian National Oceanographic Data Centre(BGODC)	Bulgaria	5 037	8 178	1 558	4 699	273	2 729
* LHEI	Latvian Institute of Aquatic Ecology	Latvia	5 880	6 313	2 396	2 829	536	5 573
UkrSCES	Ukrainian scientific center of Ecology of Sea (UkrSCES)	Ukraine	7 180	7 180	1 536	1 536	267	7 180
* IHPT	IHPT, Hydrographic institute	Portugal	7 497	7 497	1 164	1 164	1 713	6 592
* NIMRD	National Institute for Marine Research and Development Grigore Antipa	Romania	9 741	10 285	2 851	3 395	602	5 487
* MFRI	Marine and Freshwater Research Institute (MFRI)	Iceland	9 861	9 861	3 947	3 947	0	6 037
* ENEA	ENEA Centro Ricerche Ambiente Marino - La Spezia	Italy	9 888	9 888	799	799	284	1 814
* NIB	National Institute of Biology - NIBMarine Biology Station	Slovenia	10 262	10 307	2 600	2 645	287	6 142
SIO-RAS	P.P.Shirshov Institute of Oceanology-RAS	Russian Federation	13 668	13 668	3 227	3 227	482	-25 155
IMGW	Instytut Meteorologii i Gosodarki Wodnej	Poland	14 679	15 080	1 569	1 970	1 770	14 679
* RBINS	Royal Belgian Institute of Natural Sciences	Belgium	17 417	17 417	5 088	5 088	0	5 884
SYKE	Finnish Environment Institute	Finland	18 811	19 415	12 604	13 208	5 162	18 811
* NIOZ	NIOZ Royal Netherlands Institute for Sea Research	Netherlands	23 905	13 349	17 775	7 219	46	19 276
* MI	Marine Institute	Ireland	23 958	37 558	15 709	29 309	0	19 257
* HCMR	Hellenic Centre for Marine Research	Greece	24 096	27 771	8 107	11 782	260	12 072
* IOLR	Israel Oceanographic and Limnological Research (IOLR)	Israel	24 364	24 364	18 632	18 632	333	19 291
* MSI-TALTECH	Marine Systems Institute at Tallinn University of Technology	Estonia	32 126	32 017	5 652	5 543	-3	19 129
METU-IMS	Institute of Marine Sciences, Middle East Technical University	Turkey	34 853	34 910	6 836	6 893	2 222	31 771
* FMI	Finnish Meteorological Institute	Finland	34 957	40 598	21 457	27 098	0	32 746
BSH	German Oceanographic Datacentre (NODC)	Germany	40 782	144 542	1 335	105 095	465	23 504
IEO	IEO/Spanish Oceanographic Institute	Spain	67 134	83 890	26 778	43 534	4 265	35 719
ICES	International Council for the Exploration of the Sea (ICES)	Denmark	102 102	112 066	77 931	87 895	369	102 102
* IMR	Institute of Marine Research - Norwegian Marine Data Centre (NMD)	Norway	123 534	139 648	11 897	28 011	3 808	108 741
* SMHI	Swedish Meteorological and Hydrological Institute	Sweden	127 971	130 066	33 685	35 780	0	18 444
* RIHMI-WDC	All-Russia Research Institute of Hydrometeorological Information - World Data Centre	Russian Federation	143 693	143 693	12 361	12 361	12 003	86 568
* NOC-BODC	British Oceanographic Data Centre	United Kingdom	152 984	260 265	42 981	150 262	2 973	104 927

* OGS	OGS (Istituto Nazionale di Oceanografia e di Geofisica Sperimentale)	Italy	173 243	179 213	71 696	77 666	1 922	83 645
SHOM	Shom	France	203 585	238 262	32 251	66 928	3 754	197 162
AU	Aarhus University	Denmark	284 527	285 202	60 572	61 247	609	120 373
* IFREMER	IFREMER / IDM/SISMER	France	895 044	516 293	584 287	205 536	24 240	688 845
		TOTAL	2 669 178	2 631 323	1 105 946	1 068 091	70 333	1 801 004

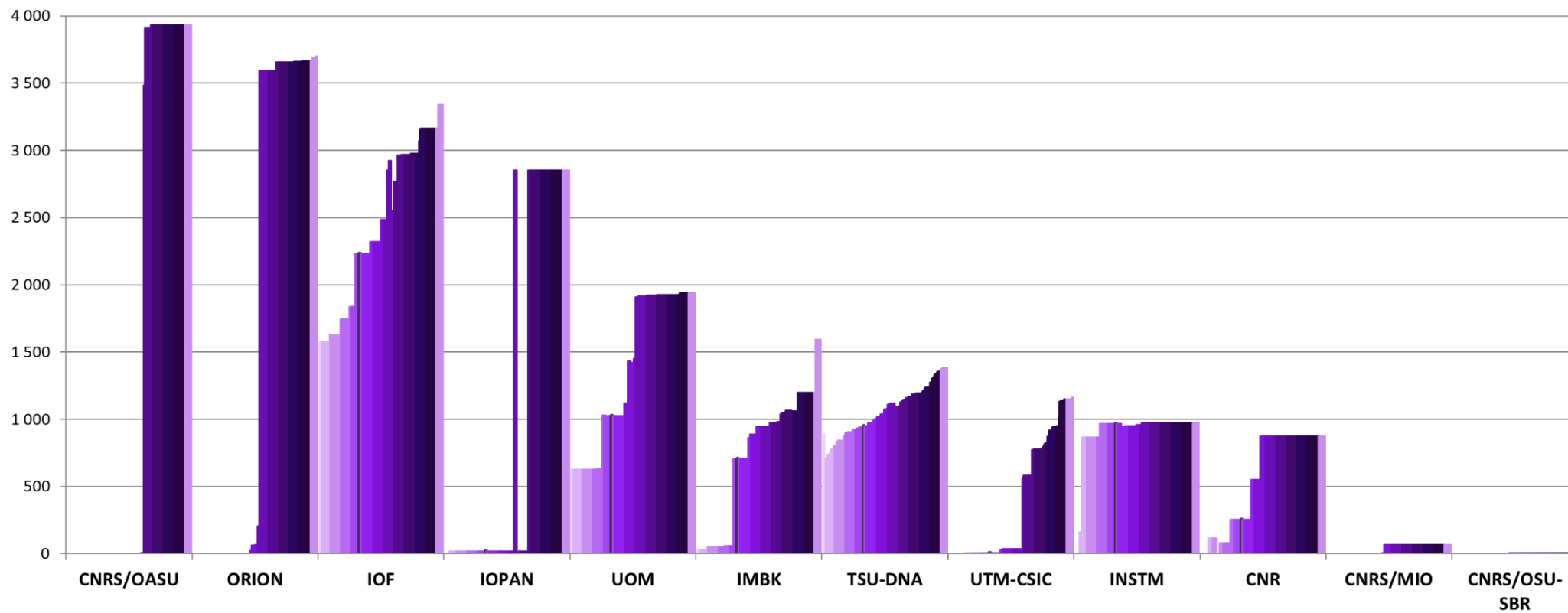
CDIs number per month and per distributors



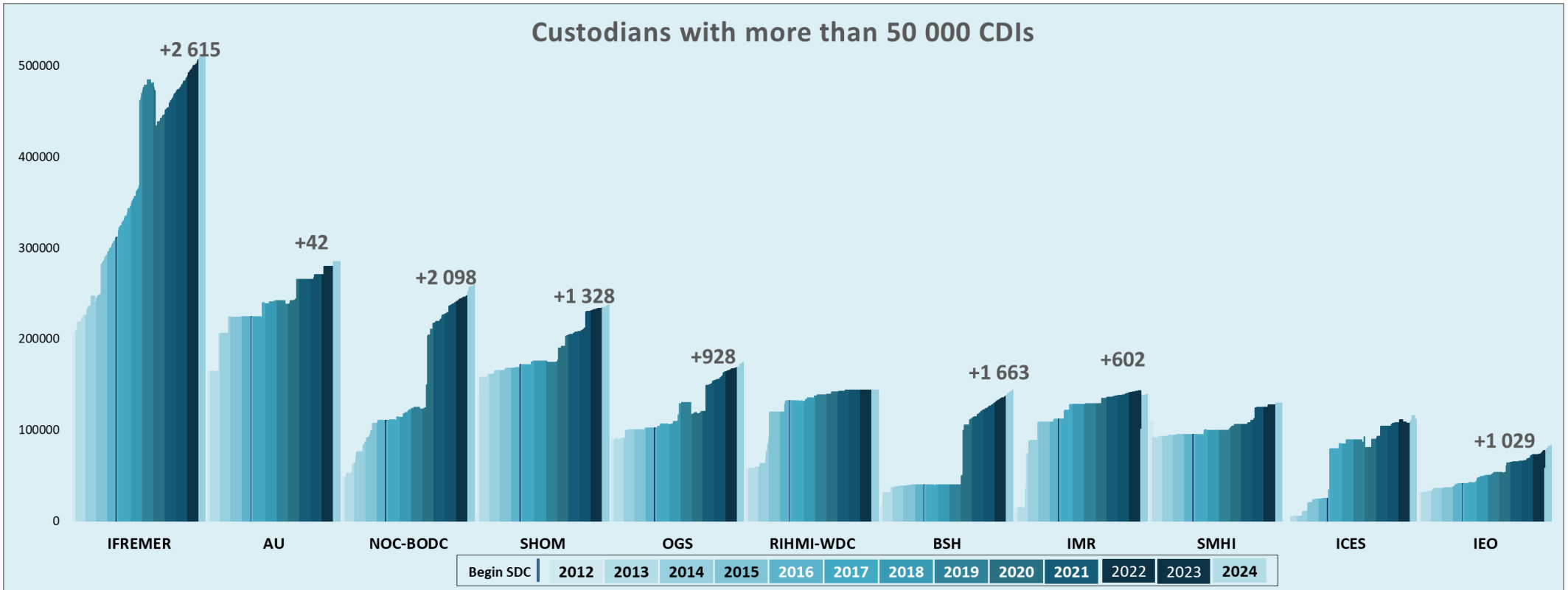
Distributors with 4 000 < CDI entries < 10 000



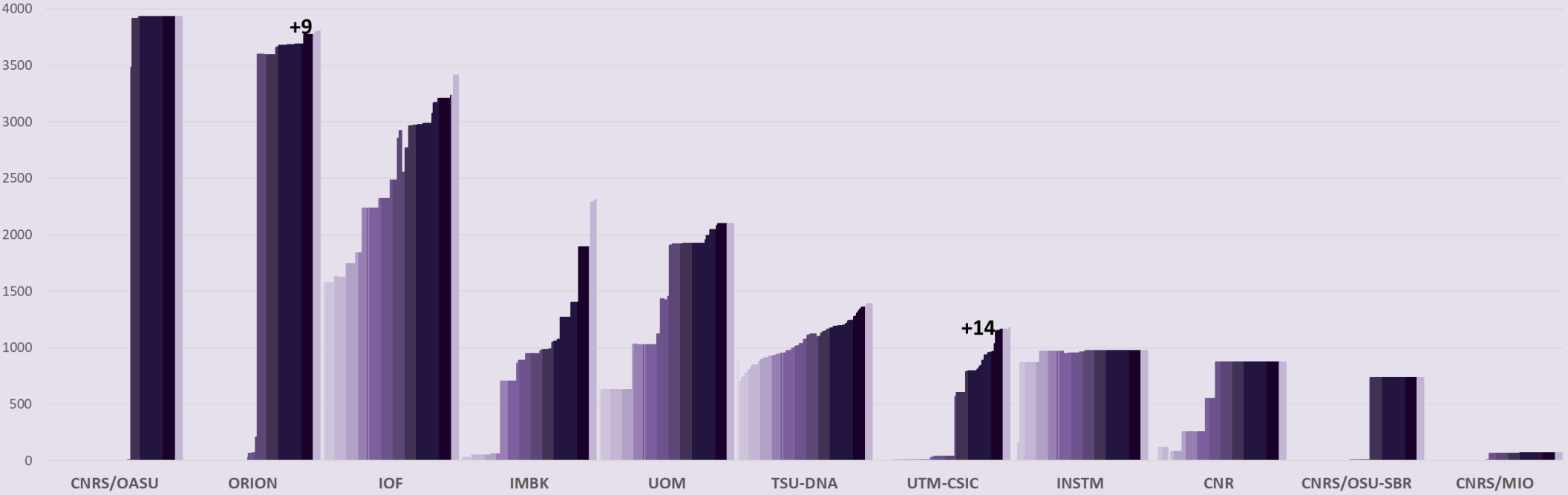
Distributors with less than 4 000 CDI entries



CDIs number per month and per custodians

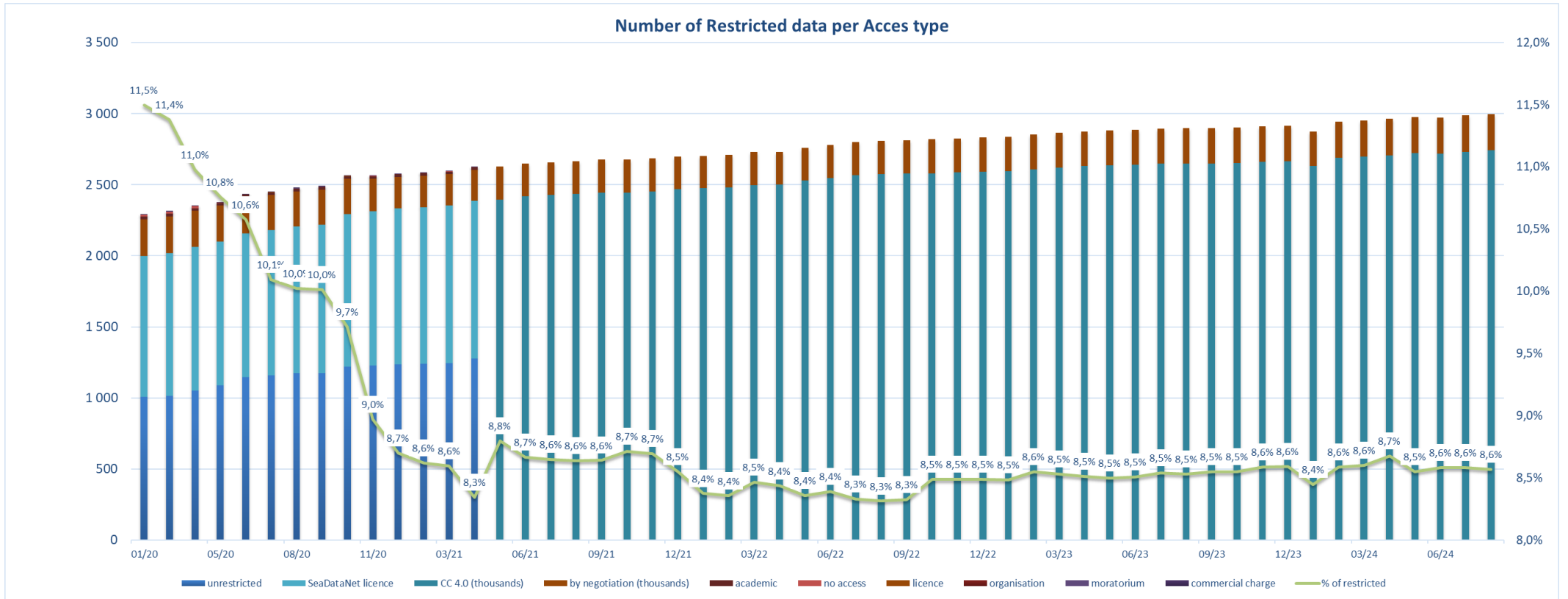


Custodians with less than 4000 CDI entries



Begin SDC | 2012 | 2013 | 2014 | 2015 | 2016 | 2017 | 2018 | 2019 | 2020 | 2021 | 2022 | 2023 | 2024

CDIs number per acces type



91,4 % of CDIs are unrestricted .

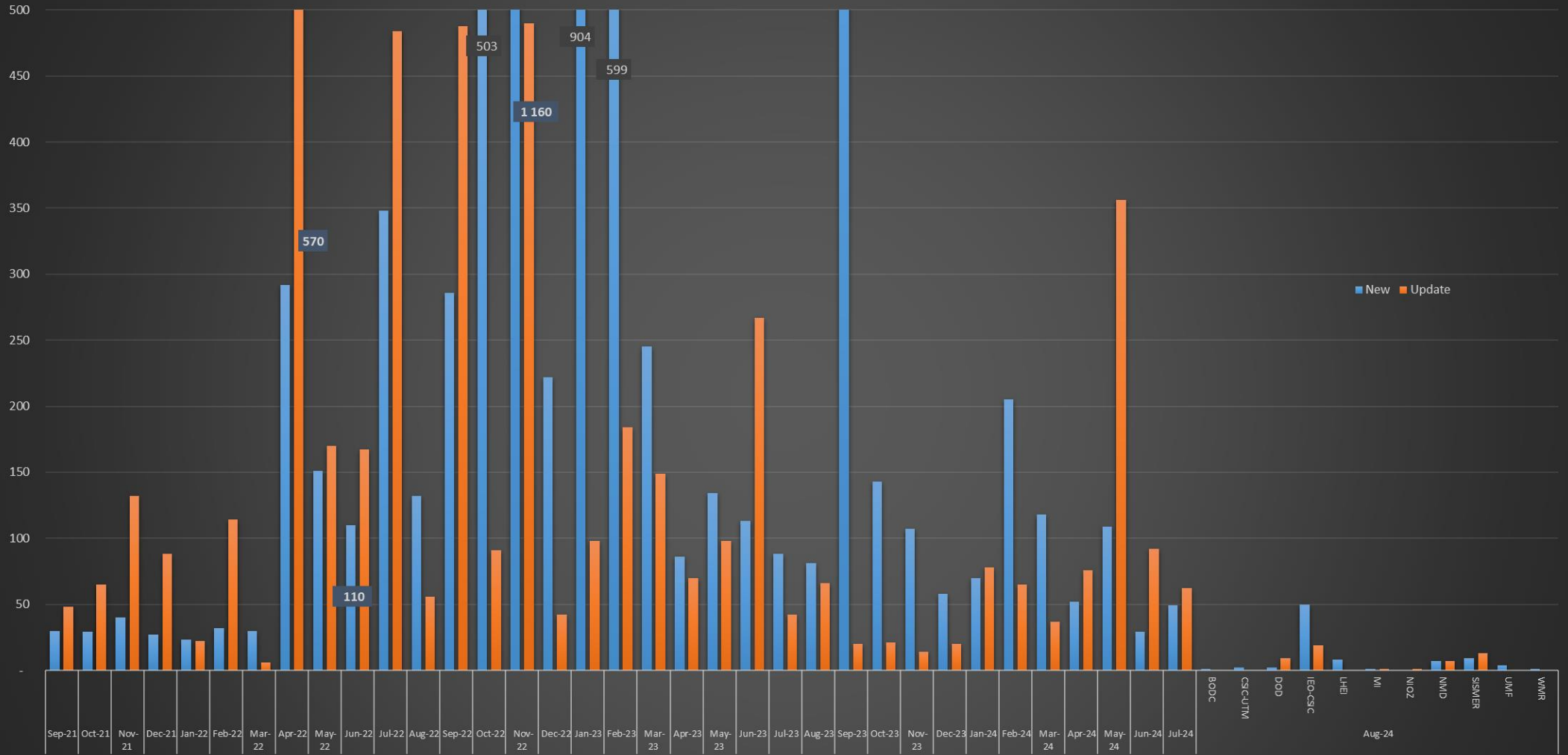
Statistics on CSR back office

This are the statistics from the new CSR back office allowing all partners to upload their CSR reports in the central catalogue.

	CSR workflow		
	Sep 2021 - Aug 2024		
	Nb CSRs	New	Update
2021	Sep-21	30	48
	Oct-21	29	65
	Nov-21	40	132
	Dec-21	27	88
2022	Jan-22	23	22
	Feb-22	32	114
	Mar-22	30	6
	Apr-22	292	570
	May-22	151	170
	Jun-22	110	167
	Jul-22	348	484
	Aug-22	132	56
	Sep-22	286	488
	Oct-22	503	91
	Nov-22	1 160	490
	Dec-22	222	42
2023	Jan-23	904	98
	Feb-23	599	184
	Mar-23	245	149
	Apr-23	86	70
	May-23	134	98
	Jun-23	113	267
	Jul-23	88	42
	Aug-23	81	66
	Sep-23	1 009	20
	Oct-23	143	21
	Nov-23	107	14
	Dec-23	58	20
2024	Jan-24	70	78
	Feb-24	205	65
	Mar-24	118	37
	Apr-24	52	76
	May-24	109	356
	Jun-24	29	92
	Jul-24	49	62
	Aug-24	85	50

	New	Update
Aug-24	85	50
BODC	1	
CSIC-UTM	2	
DOD	2	9
IEO-CSIC	50	19
LHEI		
MI	1	1
NIOZ		1
NMD	7	7
SISMER	9	13
UMF	4	
WMR	1	
Total	7 699	4 898

CSR workflow



History

Global counts on all catalogues in 2023

Catalogue	Jan-23	Feb-23	Mar-23	Apr-23	May-23	Jun-23	Jul-23	Aug-23	Sep-23	Oct-23	Nov-23	Dec-23
EDMO	4 723	4 731	4 758	4 763	4 785	4 833	4 838	4 841	4 852	4 858	4 873	4 896
EDMED	4 327	4 328	4 328	4 331	4 332	4 333	4 333	4 333	4 337	4 339	4 345	4 347
EDMERP	3 427	3 431	3 433	3 434	3 442	3 446	3 454	3 454	3 462	3 466	3 470	3 472
EDIOS-PRG	372	372	372	372	372	372	372	372	372	373	373	373
-Series	17 020	17 020	17 020	17 020	17 020	17 020	17 020	17 020	17 038	17 040	17 040	17 040
CSR	65 231	65 804	66 049	66 133	66 264	66 408	66 457	66 538	67 477	67 647	67 720	67 774
CDI	2 837 353	2 851 301	2 865 680	2 874 806	2 880 666	2 887 335	2 894 186	2 897 449	2 896 333	2 900 312	2 909 377	2 914 830

Global counts on all catalogues in 2022

Catalogue	Jan-22	Feb-22	Mar-22	Apr-22	May-22	Jun-22	Jul-22	Aug-22	Sep-22	Oct-22	Nov-22	Dec-22
EDMO	4 521	4 526	4 533	4 551	4 560	4 584	4 588	4 616	4 634	4 667	4 691	4 703
EDMED	4 281	4 292	4 294	4 296	4 298	4 306	4 307	4 309	4 309	4 321	4 322	4 324
EDMERP	3 364	3 365	3 367	3 367	3 373	3 374	3 395	3 397	3 401	3 406	3 413	3 423
EDIOS-PRG	371	371	371	371	371	371	371	372	372	372	372	372
-Series	16 657	16 666	16 666	16 666	16 666	16 666	16 666	16 667	16 667	16 667	17 020	17 020
CSR	64 815	64 895	65 009	65 328	65 354	61 820	62 096	62 226	62 512	63 032	64 141	64 363
CDI	2 702 535	2 708 033	2 728 713	2 731 329	2 758 139	2 777 414	2 801 184	2 806 350	2 813 360	2 819 264	2 826 367	2 831 011

Global counts on all catalogues in 2021

Catalogue	Jan-21	Feb-21	Mar-21	Apr-21	May-21	Jun-21	Jul-21	Aug-21	Sep-21	Oct-21	Nov-21	Dec-21
EDMO	4 403	4 413	4 434	4 441	4 460	4 470	4 481	4 486	4 487	4 497	4 502	4 509
EDMED	4 262	4 262	4 263	4 264	4 267	4 268	4 273	4 274	4 278	4 278	4 278	4 279
EDMERP	3 311	3 317	3 326	3 330	3 335	3 339	3 341	3 341	3 348	3 354	3 354	3 355
EDIOS-PRG	371	370	371	371	371	371	371	371	371	371	371	371
-Series	16 653	16 654	16 656	16 656	16 656	16 656	16 656	16 656	16 657	16 657	16 657	16 657
CSR	60 783	60 822	61 276	61 343	63 030	63 079	64 458	64 567	64 624	64 667	64 722	64 764
CDI	2 584 536	2 591 431	2 596 096	2 625 498	2 626 427	2 646 959	2 656 975	2 663 701	2 676 060	2 676 121	2 683 271	2 697 131

Global counts on all catalogues in 2020

Catalogue	Jan-20	Feb-20	Mar-20	Apr-20	May-20	Jun-20	Jul-20	Aug-20	Sep-20	Oct-20	Nov-20	Dec-20
EDMO	4 249	4 267	4 278	4 291	4 298	4 316	4 320	4 331	4 349	4 365	4 374	4 388
EDMED	4 225	4 227	4 228	4 232	4 234	4 245	4 247	4 249	4 250	4 252	4 254	4 259
EDMERP	3 166	3 170	3 177	3 190	3 205	3 239	3 254	3 278	3 289	3 300	3 300	3 307
EDIOS-PRG	368	370	370	370	370	370	370	370	370	370	370	370
-Series	16 645	16 645	16 645	16 645	16 645	16 645	16 645	16 651	16 652	16 652	16 652	16 652
CSR	57 920	58 136	58 177	58 261	58 315	58 560	58 935	59 414	60 159	59 599	60 167	60 995
CDI	2 289 624	2 311 070	2 333 919	2 349 773	2 375 117	2 433 487	2 447 194	2 474 835	2 487 180	2 561 271	2 563 223	2 576 807

Global counts on all catalogues in 2019

Catalogue	Jan-19	Feb-19	Mar-19	Apr-19	May-19	Jun-19	Jul-19	Aug-19	Sep-19	Oct-19	Nov-19	Dec-19
EDMO	4 105	4 110	4 117	4 131	4 138	4 177	4 181	4 190	4 195	4 211	4 227	4 234
EDMED	4 198	4 198	4 203	4 205	4 207	4 205	4 205	4 206	4 209	4 210	4 213	4 223
EDMERP	3 125	3 128	3 133	3 133	3 135	3 138	3 144	3 144	3 149	3 159	3 163	3 164
EDIOS-PRG	363	363	363	363	363	363	363	363	367	367	367	367
CSR	56 877	56 943	57 089	57 148	57 267	57 331	57 437	57 474	57 537	57 637	57 749	57 866
CDI	2 289 929	2 294 771	2 299 924	2 302 286	2 306 093	2 316 223	2 316 610	2 316 610	2 316 610	2 281 710	2 283 087	2 288 566

Global counts on all catalogues in 2018

Catalogue	Jan-18	Feb-18	Mar-18	Apr-18	May-18	Jun-18	Jul-18	Aug-18	Sep-18	Oct-18	Nov-18	Dec-18
EDMO	3 927	3 931	3 940	3 952	3 968	3 981	3 997	3 999	4 010	4 021	4 068	4 078
EDMED	4 154	4 158	4 162	4 166	4 166	4 170	4 173	4 189	4 191	4 182	4 187	4 187
EDMERP	3 042	3 048	3 051	3 054	3 058	3 062	3 068	3 071	3 073	3 083	3 105	3 106
EDIOS-PRG	362	362	362	362	362	362	363	363	363	363	363	363
CSR	55 399	55 485	55 630	55 709	55 783	55 937	55 982	56 085	56 316	56 436	56 694	56 783
CDI	2 101 090	2 106 680	2 110 688	2 122 824	2 137 067	2 146 266	2 148 856	2 152 074	2 159 216	2 262 108	2 276 264	2 283 986

Global counts on all catalogues in 2017

Catalogue	Jan-17	Feb-17	Mar-17	Apr-17	May-17	Jun-17	Jul-17	Aug-17	Sep-17	Oct-17	Nov-17	Dec-17
EDMO	3 802	3 812	3 826	3 832	3 838	3 869	3 880	3 886	3 891	3 899	3 915	3 920
EDMED	4 082	4 085	4 084	4 096	4 099	4 101	4 101	4 108	4 131	4 135	4 142	4 149
EDMERP	2 981	2 988	2 990	2 990	2 992	2 993	3 000	3 016	3 018	3 020	3 026	3 036
EDIOS-PRG	362	362	362	362	362	362	362	362	362	362	362	362
CSR	53 850	53 892	53 974	54 175	54 218	54 217	54 250	54 387	54 795	54 949	55 052	55 178
CDI	1 947 452	1 949 991	1 955 483	1 968 060	1 971 285	1 974 509	1 977 738	1 980 818	2 000 402	2 063 832	2 081 618	2 093 605

Global counts on all catalogues in 2016

Catalogue	Jan-16	Feb-16	Mar-16	Apr-16	May-16	Jun-16	Jul-16	Aug-16	Sep-16	Oct-16	Nov-16	Dec-16
EDMO	3 671	3 670	3 686	3 691	3 695	3 712	3 730	3 733	3 747	3 758	3 775	3 791
EDMED	4 060	4 066	4 007	4 061	4 062	4 067	4 069	4 074	4 076	4 077	4 077	4 077
EDMERP	2 903	2 961	2 961	2 961	2 966	2 971	2 971	2 974	2 975	2 975	2 975	2 979
EDIOS-PRG	362	362	362	362	362	362	362	362	362	362	362	362
CSR	54 182	54 339	54 422	55 100	55 119	55 178	55 216	55 238	55 264	53 484	53 537	53 669
CDI	1 813 947	1 819 492	1 824 402	1 825 957	1 844 660	1 854 787	1 858 162	1 864 378	1 869 790	1 873 823	1 884 034	1 936 759

Global counts on all catalogues in 2015

Catalogue	Jan-15	Feb-15	Mar-15	Apr-15	May-15	Jun-15	Jul-15	Aug-15	Sep-15	Oct-15	Nov-15	Dec-15
EDMO	3 210	3 223	3 275	3 324	3 422	3 532	3 556	3 564	3 583	3 619	3 639	3 659
EDMED	3 980	3 982	3 984	3 984	3 990	3 992	4 014	4 034	4 053	4 055	4 054	4 060
EDMERP	2 858	2 866	2 878	2 878	2 886	2 898	2 900	2 900	2 901	2 903	2 903	2 903
EDIOS-PRG	360	360	361	361	361	361	361	361	362	362	362	362
CSR	52 977	53 028	53 238	53 304	53 400	53 463	53 553	53 602	53 836	53 938	54 057	54 135
CDI	1 714 285	1 721 708	1 721 604	1 720 724	1 709 958	1 764 762	1 767 715	1 779 199	1 784 327	1 796 791	1 800 648	1 809 541

Global counts on all catalogues in 2014

Catalogue	Jan-14	Feb-14	Mar-14	Apr-14	May-14	Jun-14	Jul-14	Aug-14	Sep-14	Oct-14	Nov-14	Dec-14
EDMO	2 451	2 467	2 651	2 685	2 688	2 692	2 693	2 701	2 875	3 103	3 199	3 212
EDMED	3 944	3 945	3 945	3 947	3 948	3 955	3 957	3 960	3 961	3 962	3 963	3 965
EDMERP	2 787	2 808	2 830	2 832	2 834	2 837	2 841	2 844	2 847	2 849	2 850	2 857
EDIOS-PRG	359	360	360	360	360	360	360	360	360	360	360	360
CSR	51 724	51 788	51 941	52 012	52 012	52 151	52 190	52 506	52 566	52 603	52 650	52 657
CDI	1 498 793	1 537 556	1 558 428	1 566 528	1 569 847	1 575 035	1 604 916	1 612 514	1 621 749	1 626 904	1 631 984	1 662 548

Global counts on all catalogues in 2012/2013

Catalogue	Sept-12	Oct-12	Nov-12	Dec-12	Jan-13	Feb-13	Mar-13	Apr-13	May-13	Aug-13	Sep-13	Oct-13	Nov-13	Dec-13
EDMO	2 261	2 283	2 296	2 304	2 330	2 351	2 359	2 362	2 370	2 384	2 404	2 404	2 423	2 431
EDMED	3 834	3 834	3 834	3 834	3 834	3 834	3 882	3 885	3 885	3 889	3 901	3 901	3 925	3 944
EDMERP	2 617	2 637	2 667	2 674	2 683	2 684	2 685	2 686	2 690	2 698	2 710	2 710	2 772	2 772
EDIOS-PRG	350	350	350	350	353	353	353	353	354	356	358	359	359	359
CSR	48 824	48 975	49 326	49 750	50 917	51 033	51 276	51 647	50 973	51 181	51 207	51 259	51 588	51 730
CDI	1 088 322	1 097 399	1 241 010	1 267 669	1 274 982	1 291 491	1 302 629	1 311 827	1 317 191	1 350 455	1 356 245	1 360 236	1 386 446	1 496 950